



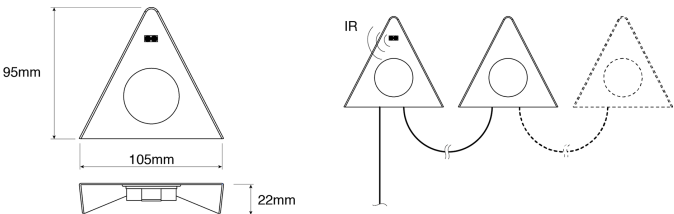
# BLUES

## SURFACE MOUNTING


Blues is an application spotlight for under wall units: the prism shape allows the inclination of the light beam, which is oriented on the worktop. The LED source is available with Natural (4000K), Warm (3000K) or Emotion Dual Color colour temperature which allows the variation from 3000K to 4000K. The version with an integrated IR sensor proximity switch allows ignition and temperature variation in the EDC model.



BLUES











Finish



- optic designed to ensure uniform light diffusion
- available with IR switch
- kit comprising 1 “IR” spotlight and 2 “No IR” spotlights

BLUES

2330003__20ZW	 	No IR	1.8W	L 95mm	W 105mm	Warm White	IN: 12 VDC
2330003__20ZN	 	No IR	1.8W	L 95mm	W 105mm	Natural White	IN: 12 VDC
2330012__20ZW	 	IRS	1.8W	L 95mm	W 105mm	Warm White	IN: 12 VDC
2330012__20ZN	 	IRS	1.8W	L 95mm	W 105mm	Natural White	IN: 12 VDC

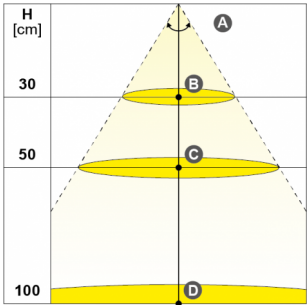
Power supply and control



**MEC DRIVER**  
For the selection of the power supply system scan or click the QR code.




**SMART SYSTEM**  
For the choice of control system (only for lights without integrated controls) scan or click the QR code.

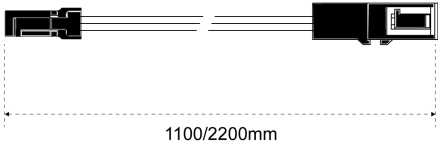


VERS.	NW
A°	65°
B - Lux	500
C - Lux	200
D - Lux	50
LUMEN	90
LUMEN / W	50
CRI	>80

EXTENSION CORD




12VDC



1100/2200mm

Finish




03

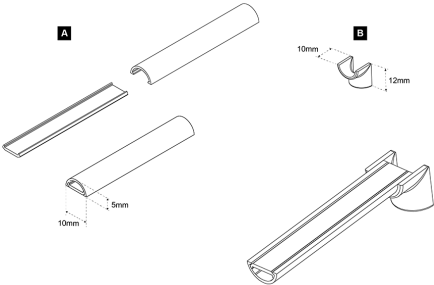
Black

EXTENSION CORD 12VDC


12604220000		12 VDC	L 1100mm	IN: 12 VDC
12604230000		12 VDC	L 2200mm	IN: 12 VDC

CABLE COVER






Finish




01

White



03






Black



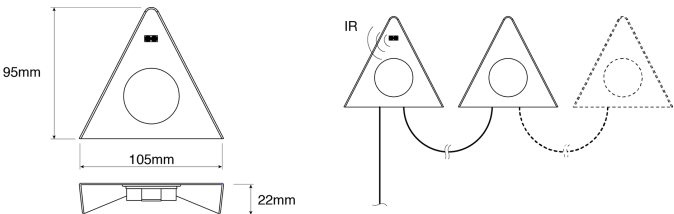
65

Metallic grey

CABLE COVER

1220896__00	 	600mm	L 600mm	A
1220062__00	 	1200mm	L 1200mm	A
13201056500				B

BLUES EDC




Finish

65

Metallic grey

85

Nickel



- optic designed to ensure uniform light diffusion
  - available with IR switch
- supplied with “Emotion Jumper” cable for changing the colour temperature
  - supplied with Emotion system: the colour temperature varies from “warm” to “natural”

BLUES EDC

2330003__20ZD	<div><div>65</div><div>85</div></div>	No IR	1.8W	L 95mm	W 105mm	3000K+4000K	IN: 12 VDC
2330012__20ZD	<div><div>65</div><div>85</div></div>	IRS	1.8W	L 95mm	W 105mm	3000K+4000K	IN: 12 VDC

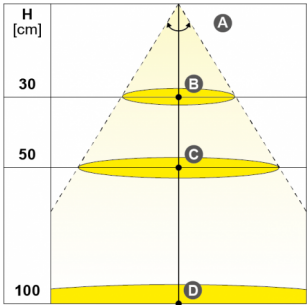
Power supply and control



**MEC DRIVER**  
For the selection of the power supply system scan or click the QR code.




**SMART SYSTEM**  
For the choice of control system (only for lights without integrated controls) scan or click the QR code.

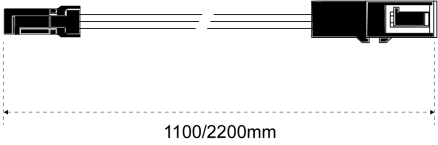


VERS.	EDC
A°	65°
B - Lux	500
C - Lux	200
D - Lux	50
LUMEN	90
LUMEN / W	50
CRI	>80

EXTENSION CORD




12VDC



1100/2200mm

Finish




03

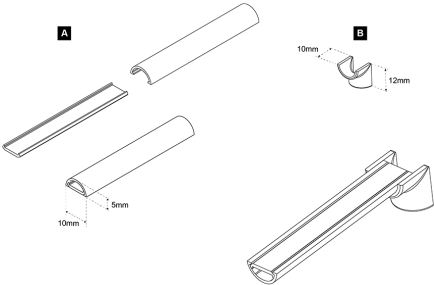
Black

EXTENSION CORD 12VDC


12604220000		12 VDC	L 1100mm	IN: 12 VDC
12604230000		12 VDC	L 2200mm	IN: 12 VDC

CABLE COVER






Finish




01

White



03






Black



65

Metallic grey

CABLE COVER

1220896__00	 	600mm	L 600mm	A
1220062__00	 	1200mm	L 1200mm	A
13201056500				B